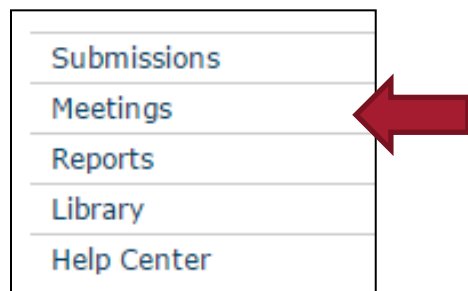


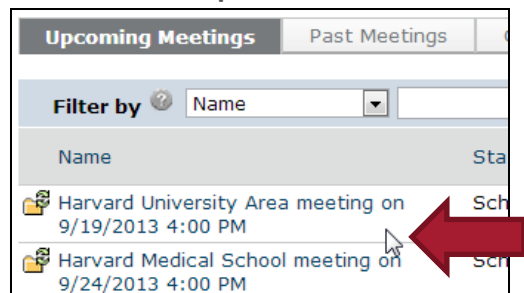
Full-Committee Review - How to View Agenda

From Log In

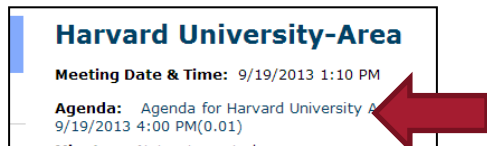
1. Log in to irb.harvard.edu
2. Select “meetings” on the left side of the screen.



3. Select the preferred meeting.



4. Select the document link beside “agenda”



From an Email Notice

Select the link in the notice.

